

Noi con voi

IL PROGETTO DI FORMAZIONE PEARSON
PER LA SCUOLA PRIMARIA
WEBINAR DEL PRIMO QUADRIMESTRE 2013-2014





The multisensory approach: watch, listen and learn

Practical Ideas for Using Video and Audio in the English Classroom

Relatore: Joanna Carter

28 novembre 2013

Formazione e aggiornamento docenti Scuola Primaria



In today's workshop, we will look at...

- the benefits of videos
- what videos are available
- criteria for choosing
- the purpose of a video lesson
- the best methodology
- practical ideas and lesson plans



What are some of the advantages and disadvantages of using video in the English classroom?



Advantages and benefits of using video

- Children familiar with technology
- Motivating change from pens and paper
- Build confidence
- Accessible and memorable
- Appeal to different learning styles
- Cater for different backgrounds, abilities and disabilities



Biggest advantage

COMBINES SPOKEN LANGUAGE AND VISUAL IMAGES

SEEING PEOPLE SPEAKING:
REFLECTS LISTENING IN THE REAL WORLD



Paralinguistic clues

PRACTICAL ACTIONS AND GESTURES

EXPRESSIONS

POSTURE



VIDEO RECREATES
ALL
THESE FACTORS OF COMMUNICATION
AND HELPS UNDERSTANDING



Disadvantage

PASSIVITY

Children watch TV at home

ANSWER

Avoid learners 'switching off' in class when video is switched on
Provide stimulating activities so that children interact



Disadvantage

PARENTS' ATTITUDE

'Children can watch a video at home. The classroom is for other things'

ANSWER

Devise 'concrete' activities

Worksheets and pictures connected to video



WHICH VIDEO?

Specially designed for EFL and accompany/support course book

- ENGLISH ROUNDABOUT

Authentic animated stories

- SPOT THE DOG
- THE VERY HUNGRY CATERPILLAR
- MAISY MOUSE (PINA)
- PEPPA PIG
- BOB THE BUILDER



Check list for choosing

- Sound and picture quality good?
- High visual content?
- Pictures illustrate what is being said?
- Content relevant and interesting for children?
- Accompanying printed materials or activities?
- Easily linked to curriculum?
- Short sequences of 1 to 5 minutes?



The purpose and role of video

- PRACTICE THE LISTENING SKILL
- STIMULUS FOR READING SKILL
- DEVELOP SPEAKING ACTIVITIES
- INTRODUCE VOCABULARY AND STRUCTURES
- GENERATE CROSS-CULTURAL WORK



3 stages for using video

Pre-viewing Stage

- Motivate and focus attention
- Activate prior knowledge and make predictions

While -viewing Stage

- Children watch sequence for global meaning
- Use sections to exploit language and content





Post -viewing Stage

- Consolidate, extend and personalise language



Pre-watching activity





ZOO ANIMALS



While-watching activity

WORK SHEET

Watch and circle the animals you see



While-watching activity

FREEZE FRAME

Freeze frame on the gorilla/elephant/panda

Ask...

What animal is it?

What colour is it?

Is it big or small?

What body parts can we see?



Post-watching activities

Guess the Animal Noise

- Record zoo animal noises and get the children to tell you which animals they can hear.

What's in the box?




Animated cartoon strip

- Dialogue in speech bubbles
- Useful for students with reading difficulties or dyslexia
- Text in small chunks
- Students listen and read simultaneously



How would you use this clip in the English classroom?



Pre-watching activity

The supermarket chain game

Student 1 : 'I went to the supermarket and bought some *apples*'.

Student 2 : 'I went to the supermarket and bought some apples and *some grapes*'.

Student 3: 'I went to the supermarket and bought some apples, some grapes and *a cake*'.



While-watching activity

STOP!

- Show flashcards with food items
- Play video and get children to shout stop when they see/hear a word that is on the flashcards



While watching activity

Worksheet

Put the speech bubbles in the order you see and hear them

3

No, I don't
like oranges!

1

Do you like
apples and
grapes?

4

....I love
chocolate
cake!

2

Yes I do. I
love apples!



While-watching activity

SOUND DOWN

- Well known video - play with sound down
- Children interpret part of character
- Practices pronunciation, intonation and rhythm
- Children get to see/hear grammar, functions or vocabulary in a complete context
- More memorable, meaningful and relevant



Post-watching activity

Personalised writing

I like ...
I don't like ...
I love ...
I hate ...



CULTURE

LONDON TRANSPORT



While-watching activity

TRUE or FALSE

- 1 You musn't buy a ticket before you get on a tube train.
- 2 You musn't throw the ticket away.
- 3 You can't buy a ticket from a bus driver.
- 4 You can use a taxi to travel around the city.
- 5 You can stop a taxi anywhere.



POST-VIEWING ACTIVITIES

- Role plays
- Crosswords
- Spot the differences
- Craft activities
- Questionnaires and quizzes
- Reading and colouring
- Surveys
- Designing a poster or badge



PRACTICE, HAVE FUN AND
EXPERIMENT!



INFORMAZIONI UTILI

- Gli attestati di partecipazione vi saranno inviati via e-mail
- Riceverete inoltre un'e-mail contenente le istruzioni per scaricare, dal sito Pearson, i materiali presentati oggi
- Contestualmente, sarà inviato un questionario per raccogliere pareri e suggerimenti su questa innovativa modalità di formazione



Grazie per aver partecipato!



PEARSON